



Local Governments
for Sustainability



DISCLOSURE INSIGHT ACTION

Il Sistema Unificato di Reporting CDP - ICLEI



CDP: Visione & Missione

10.000+ città, regioni e aziende rendicontano attraverso CDP



CDP (anche nota come Carbon Disclosure Project) è una organizzazione no-profit internazionale, che si occupa di cambiamento climatico, mitigazione e adattamento da oltre 20 anni.

Forniamo alle città, regioni e imprese un Questionario standardizzato e globale per il monitoraggio energetico e ambientale, e forniamo supporto e accesso ad un sistema integrato per la rendicontazione, la trasparenza e lo scambio di buone pratiche.

«**You can't manage what you can't measure**», Non si può gestire al meglio quello che non è stato misurato.





Local Governments
for Sustainability

Il **Sistema di Reporting Unificato**
CDP-ICLEI è pensato per un
reporting più semplice e dati più
robusti. **Aiutiamo le città a
migliorare, insieme.**



Perchè riportare i vostri dati?



Comuni e Città, un ruolo fondamentale



While cities occupy only

2%

of the world's land mass,
they are home to

55%

of the world's population
(this figure set to rise to **70%** by 2050)²

Le città emettono circa il

70%

delle emission globali, e
consumano circa i

2/3

dell'energia globale.

Con azioni riguardanti
energia, edifici, trasporti e
rifiuti, le città potrebbero
ottenere

90%

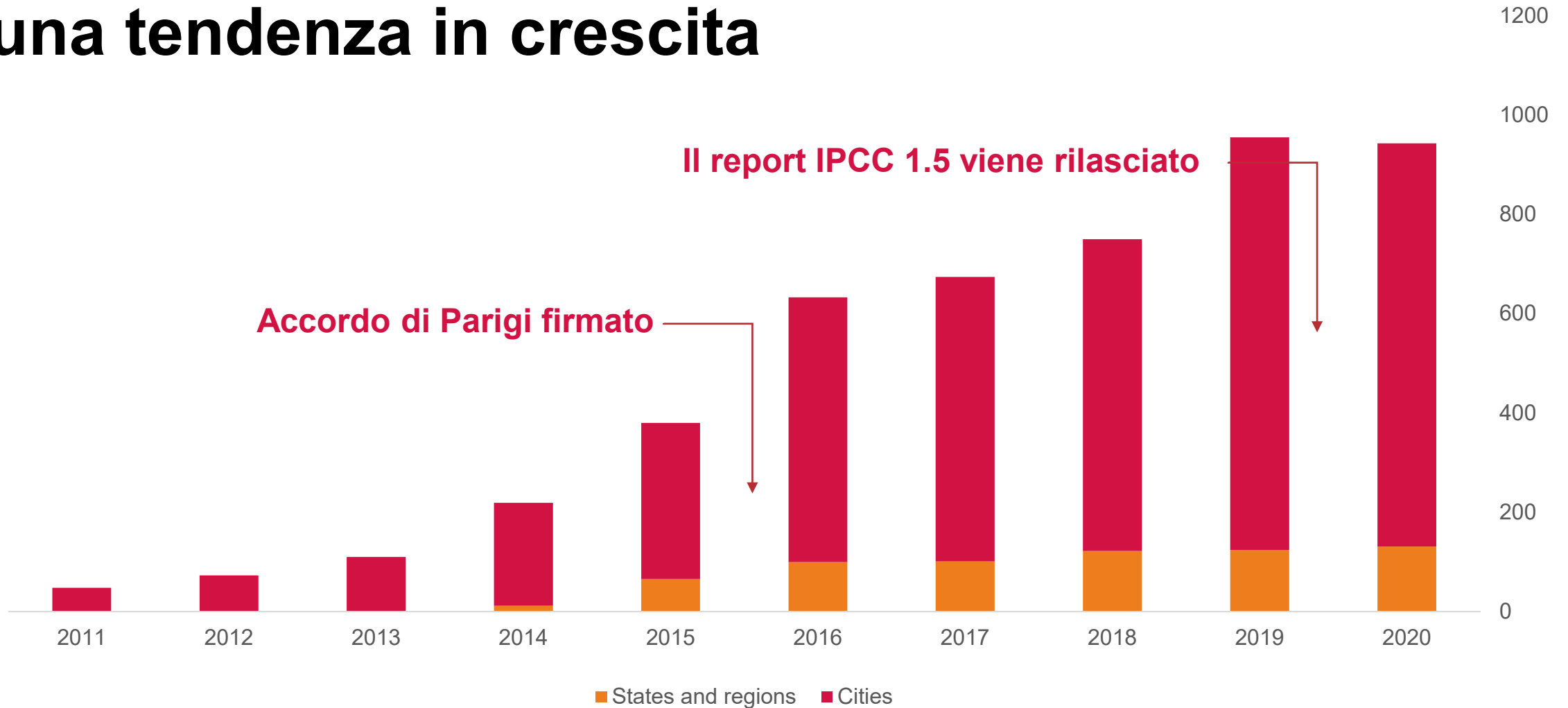
delle riduzioni delle loro
emissioni, per limitare il
riscaldamento globale a

1.5°C

7000+

Azioni di mitigazione e
adattamento al
cambiamento climatico sono
state riportate dalle città nel
2020.

Reporting a CDP-ICLEI, una tendenza in crescita



I vantaggi per il vostro Comune



Report ai vari city networks attraverso un unico questionario

- ▼ ICLEI
- ▼ Patto dei Sindaci
- ▼ C40
- ▼ WWF's One Planet City Challenge
- ▼ Molte altre iniziative



Scambi di migliori prassi

- ▼ Webinars
- ▼ Reports & Case Studies
- ▼ Workshops



Accesso a strumenti e servizi

- ▼ Punteggio e Feedback CDP
- ▼ Response check



Importanza del reporting



Misurate & monitorate
i vostri progressi nel
raggiungere i vostri
obiettivi climatici



**Visualizzate le lacune
nei dati**, capite quali
risorse e supporto siano
necessari, migliorate la
qualità dei vostri dati



Scoprite le climate
actions con i migliori
risultati, e le **migliori
prassi** globali e locali



Mostrate la vostra
leadership e l'impatto
che le autorità locali
possono raggiungere



II Reporting Annuale



1

Cities manage environmental data to drive decision making



2

Cities provide data to CDP through our online system



3

CDP manages cities data



4

All public data is made available on our Open Data Portal



GLOBAL COVENANT of MAYORS for CLIMATE & ENERGY



5

Our partners receive cities data through CDP



Technical assistance



Research & advocacy



Events

6

CDP and our partners work with Cities States and Regions

II punteggio CDP

CDP's scoring methodology provides a robust review of cities' responses to our annual questionnaire. It identifies cities' progress on their journey to becoming a climate leader taking bold action in line with the goals of the Paris Agreement.

SCORING BANDS



«B,C,D»

Il punteggio della vostra città vi sarà comunicato in maniera confidenziale.



«A»

Il risultato sarà visibile pubblicamente

Report Personalizzato

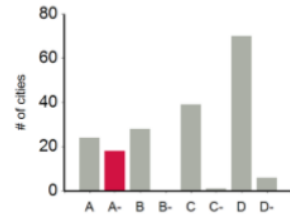
City name

This snapshot report presents the score that _____ received for its response to CDP's 2018 questionnaire. CDP uses the scoring methodology to incentivize cities to measure and manage environmental impacts. Responses are scored by CDP and CDP's scoring partner ADEC, using the 2018 CDP Cities Scoring Methodology. Scores are private to cities although CDP will recognize and reward the highest scoring cities.

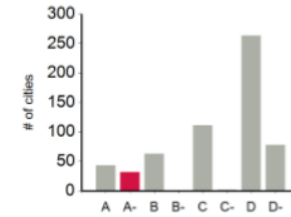
Scoring

Score	Scoring band	Regional Average Score	Global Average Score
A-	Leadership		

Scoring measures progress towards environmental stewardship



The bar chart above shows the count of scores achieved by cities in North America. The score for _____ shown in red.



The bar chart above shows the count of scores achieved by cities globally. The score for _____ shown in red.

Scoring band explanation

A Leadership city demonstrates best practice standards across adaptation and mitigation, has set ambitious but realistic goals and made progress towards achieving those goals. Cities in the Leadership band have strategic, holistic plans in place to ensure the actions they are taking will reduce climate impacts and vulnerabilities of the citizens, businesses and organisations residing in their city.

	Adaptation	City-wide emissions	City-wide emissions reductions	Climate & social risk	Opportunities	Water supply
Your city	A-	A	D	A	B	C
North America Average	D	D	D	C	C	D
Global Average	D	D	D	D	D	D

Find more about CDP Cities at <https://www.cdp.net/en/cities>.

Information reported

This panel indicates what information was provided by _____ in the CDP's 2018 questionnaire which was used to determine your score. It also highlights some key points disclosed by cities globally and within your region.

Information disclosed by	Your city	% North America	% Globally	
Risk/Vulnerability Assessment	<input checked="" type="checkbox"/>	51%	45%	Your city is committed to the Global Covenant of Mayors for Climate & Energy
Climate Adaptation Commitment	<input checked="" type="checkbox"/>	70%	58%	
Climate Adaptation Plan	<input checked="" type="checkbox"/>	35%	33%	Your city is committed to reduce its emissions by 30% by 2020
Climate Action Plan	<input checked="" type="checkbox"/>	56%	42%	
City-wide GHG Emissions Inventory	<input checked="" type="checkbox"/>	74%	54%	Transparency Your city disclosed publicly
City-wide Emissions Reduction Target	<input checked="" type="checkbox"/>	65%	46%	
Renewable Energy Target	<input type="checkbox"/>	43%	31%	

How to improve your city's score

Sections Questionnaire	Next steps Leadership band
Introduction and governance	Consider sharing your process for integrating sustainability into mainstream activities by creating a case study of your city. Join international city networks to pass on the knowledge your city has to others looking for best practice leadership.
Hazards and Adaptation	Continue regular update and monitoring of risk assessment involving vulnerable populations. Commit to ambitious adaptation targets to ensure vulnerable populations are protected in future. Consider the interaction between your adaptation and mitigation actions.
Opportunities	Cities can showcase climate resilient infrastructure projects to private sector investors through our Matchmaker initiative.
City-wide Emissions	Ensure regular update and review of emissions inventory. Where changes occur in the methodology or more data is obtained, be sure to update previous inventories so data is comparable over time. Consider undertaking a consumption-based inventory for the city, which identifies GHG emissions from goods and services consumed within the city.
Energy and Emissions reduction	Many cities are beginning to set emissions reductions targets that are more ambitious than the NDCs of their national governments. Carbon-neutral or zero carbon targets are increasingly being set by cities. Consider updating your city's action plan to incorporate a target aligned with or more ambitious than the Paris agreement goals. Consider developing a 100% renewable energy target.
Water	Ensure water risk is regularly assessed and incorporated into considerations when identifying emissions reduction and adaptation goals.

[Click here](#) for a more detailed explanation of the score per band for each section of the questionnaire, along with CDP's recommendation for cities who receive a Leadership (A-) band score.

Resources

Benchmark Against Your Peers	Explore Data	Connecting to Finance
To see how your city compares to other cities, check out Cities Analytics	Explore all public information by accessing our Open Data Portal	Showcase relevant projects through our Matchmaker Program

Tempistiche 2021



Contattate **CDP** a cities@cdp.net ed **ICLEI** a carbonn@iclei.org qualora aveste bisogno di assistenza



Il Questionario



Argomenti





Local Governments
for Sustainability



DISCLOSURE INSIGHT ACTION

Le iniziative

Le iniziative incorporate nel sistema di Reporting 2021



[Home](#) > CDP Cities Dashboard

Welcome to the CDP-ICLEI Unified Reporting System Dashboard

A partnership between:



About your dashboard

This is where you can access your questionnaire, download guidance documents, and learn about upcoming events.

[Click here to start reporting](#)

Documents exclusively available for C40 cities and the C40 Knowledge Hub can be accessed [here](#).

Users

Cities 2021



Are you intending to complete this questionnaire?

Get Started

Tell us now!

Due ASAP

Get Started >>

My account

My Dashboard

Guidance tool

Sign out

Jump to...

Users

Questionnaires

Scores and Responses

Analytics & Insight

C40 Cities

ICLEI - Local Government for Sustainability

Announcements

Resources

Access my files

Search



2. Il vostro dashboard

Join additional projects and initiatives

You can participate in any of the initiatives below through the CDP-ICLEI Unified Reporting System. For certain initiatives, selecting "Join" only shows your interest to participate (e.g. GCoM). Click "More" to find out what participation means for each initiative. Click "Enter Questionnaire" at the bottom of this screen to begin reporting.



Matchmaker: Showcase climate projects to investors

Matchmaker is a global initiative to showcase urban climate infrastructure projects to investors... [\[more\]](#)

Join >>



100% Renewable Energy Campaign

The 100% Renewable Energy Cities and Regions Network supports the

[Show all optional projects](#)

<< Previous

[Return to dashboard](#)

Enter Questionnaire >>



Guida e supporto disponibili



Altri strumenti



**Working
offline**



**Collaborate
con i colleghi**



Guidance



**Controllo dei dati
prima di inviare il
Questionario**



**Ricopia dall'anno
precedente**



Webinars

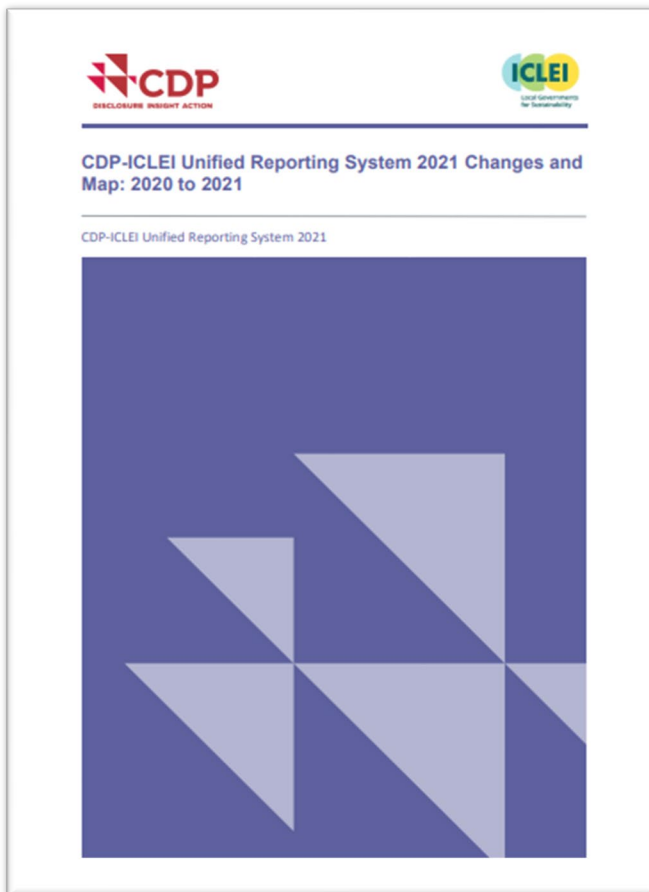


**Risorse disponibili
in svariate lingue**



**Supporto diretto
da CDP ed ICLEI**


Risorse importanti



Documento dei Cambiamenti e Mapping guidance



Cities 2021 Questionnaire Reporting Guidance



Guida alla Platform dell'Unified Reporting System

Grazie!



cities@cdp.net
marta.vescovi@cdp.net



Local Governments
for Sustainability

carbonn@iclei.org